

**Year: XIX**

**ISSUE: 182**

**Volume: 232**

# **Nepal Telecommunications Authority**

## **Telecommunication Indicators**

**Falgun, 2080 (February 13 – March 13, 2024)**

P.O. Box No. 9754  
Jamal, Kathmandu, Nepal  
Phone No.: +977-1-5355474  
Fax No.: +977-1-5355250  
E-mail: [ntra@nta.gov.np](mailto:ntra@nta.gov.np), [info@nta.gov.np](mailto:info@nta.gov.np)  
Website: [www.nta.gov.np](http://www.nta.gov.np)

Published on  
Baisakh, 2081

## Contents

<b>1. Voice Telephony</b> .....	3
1.1 Subscription of Voice Telephony Service.....	3
1.2 Service wise Market Proportion of Voice Service (Based on Subscription) .....	4
1.3 Operator-wise Market Proportion of Voice Service (Based on Sim Subscription) ....	5
1.4 Population Penetration (%) of Voice Service (Based on Subscription).....	6
<b>2. Internet Service</b> .....	7
2.1 Subscription of Broadband Internet Service .....	7
2.2 Market Proportion of Data Service (Technology-wise).....	8
2.3 Market Proportion of Mobile Broadband Service (Based on Sim Subscription).....	9
2.4 Population Penetration of Broadband Service (Based on Subscription).....	10
2.5 Number of Subscribers (Fixed Internet Services).....	11
2.6 Market proportion of Fixed Broadband service (Operator-wise).....	12
2.7 Technology used in Broadband Service.....	13

# 1. Voice Telephony

## 1.1 Subscription of Voice Telephony Service

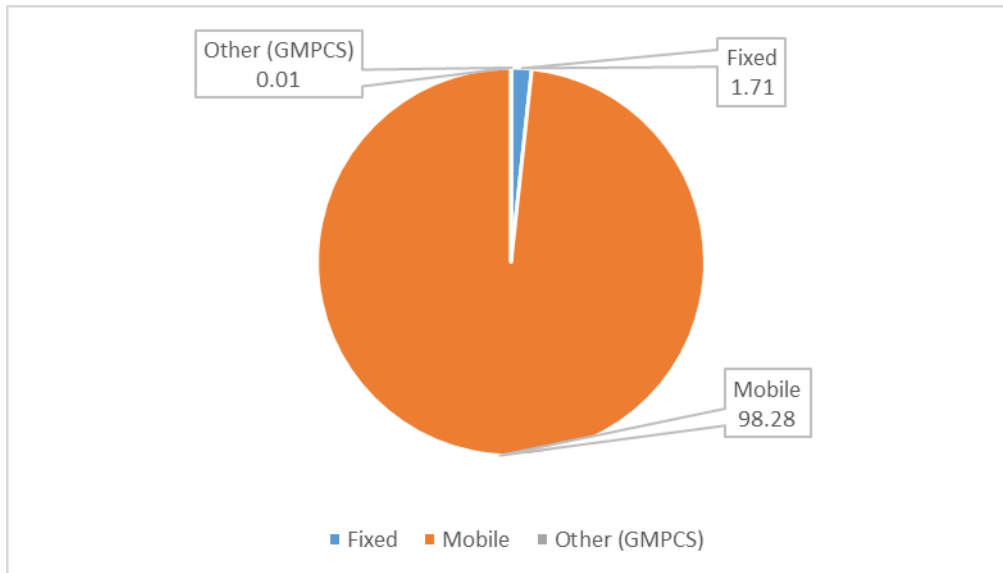
Operator	Service	Technology	Total	
Nepal Telecom	Fixed	PSTN	256638	605,660
		FTTH Voice	349022	
		VSAT	-	
		WLL	-	
	Mobile	CDMA	-	34,850,491
GSM/IMT	21734820			
Ncell Axiata Ltd.	GSM/IMT	13,115,671		
Others(GMPCS)	GMPCS	GMPCS	2,986	2,986
<b>Total</b>			35,459,137	35,459,137

**Population Projection (2011-2031): 2,91,64,578 (Source: cbs.gov.np)**

**# CDMA/ WLL service phased out by Nepal Telecom from Shrawan, 2080.**

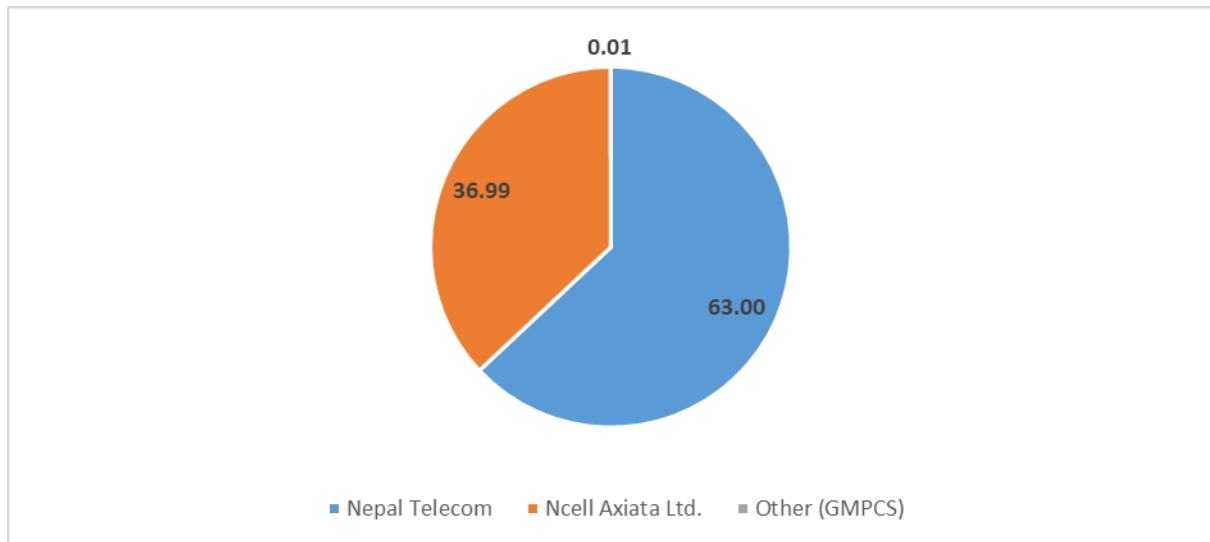
## 1.2 Service wise Market Proportion of Voice Service (Based on Subscription)

Voice Telephony Service	Number of subscriber	Market Proportion (%)
Fixed	605,660	1.71
Mobile	34,850,491	98.28
Other (GMPCS)	2,986	0.01
Total	35,459,137	100.00



### 1.3 Operator-wise Market Proportion of Voice Service (Based on Sim Subscription)

Operator	Subscribers	Market Share In %
Nepal Telecom	22,340,480	63.00
Ncell Axiata Ltd.	13,115,671	36.99
Other (GMPCS)	2,986	0.01
	35,459,137	100

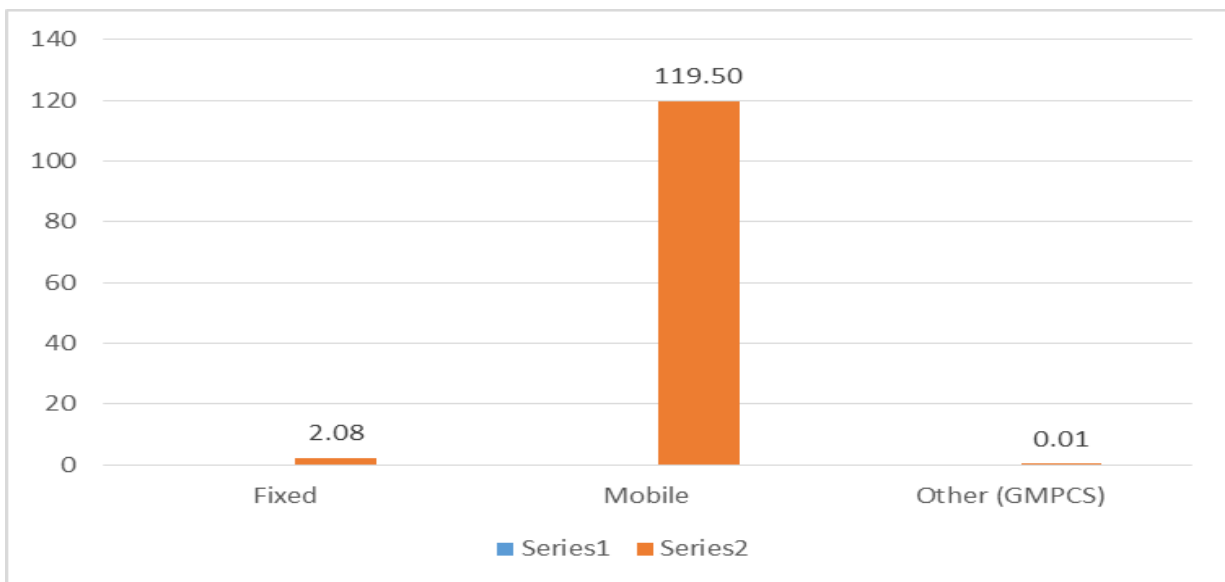


### 1.4 Population Penetration (%) of Voice Service (Based on Subscription)

Voice Telephony Service	Number of Subscriber	Population Penetration (%)
Fixed	605,660	2.08
Mobile	34,850,491	119.50
Other (GMPCS)	2,986	0.01
Total	35,459,137	121.58

Population	29164578	Projection (2011-2031) ) source: cbs.gov.np
------------	----------	---



## Internet Service

### 2.1 Subscription of Broadband Internet Service

Services		Users			Total
		Nepal Telecom	Ncell Axiata	ISPs	
Fixed Broadband (Wired)	ADSL/ Cable	54,337	-	114	54,450
	FTTH	1,261,518	-	12,617,243	13,878,762
Fixed Broadband (Wireless)	Radio (WIFI)	-	-	41,388	41,388
Mobile Broadband	3G	5619464	1486902	-	7,106,366
	4G	14633214	6403695	-	21,036,909
	EVDO				-
<b>Total</b>		21,568,533	7,890,597	12,658,745	42,117,875

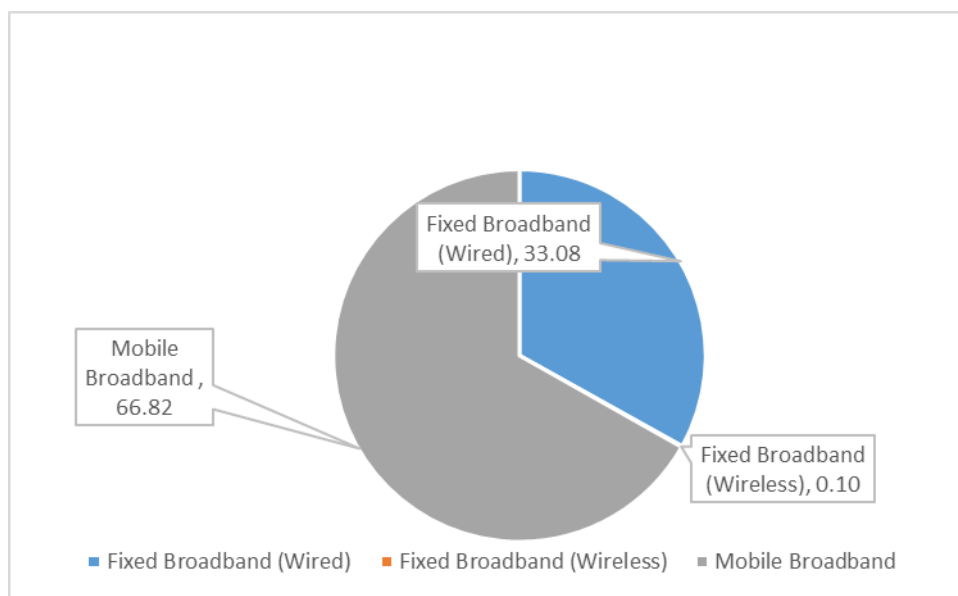
**Note:** Data/Internet Service through GPRS Service is excluded in Broadband subscription.

# 1 Connection equal to 4.37 subscribers for fixed broadband (Source: cbs.gov.np)

# EVDO service phased out by Nepal Telecom from Shrawan, 2080.

## 2.2 Market Proportion of Data Service (Technology-wise)

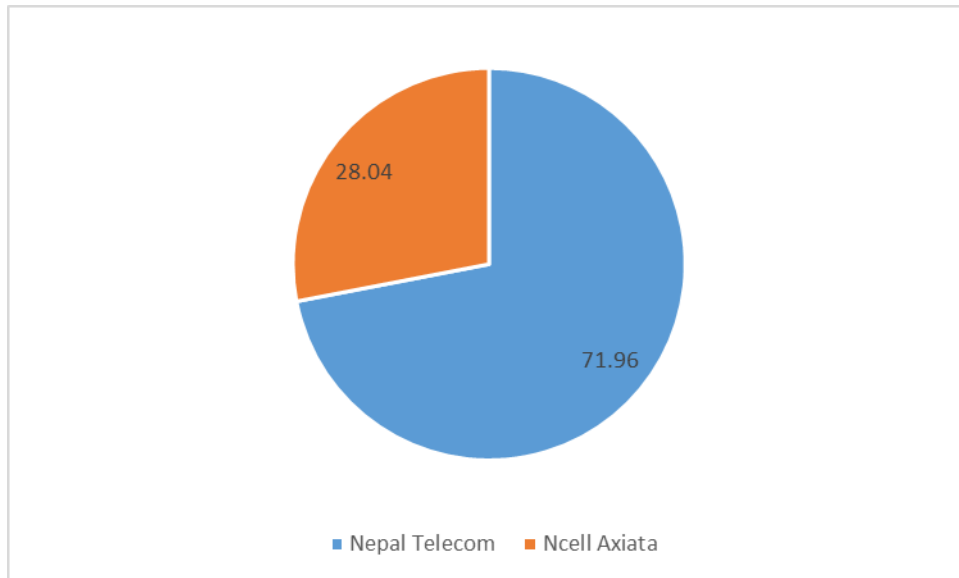
Broadband Services	Number of Subscription	Market Proportion (%)
Fixed Broadband (Wired)	13,933,212	33.08
Fixed Broadband (Wireless)	41,388	0.10
Mobile Broadband	28,143,275	66.82
<b>Total Broadband Service</b>	<b>42117875.13</b>	<b>100</b>





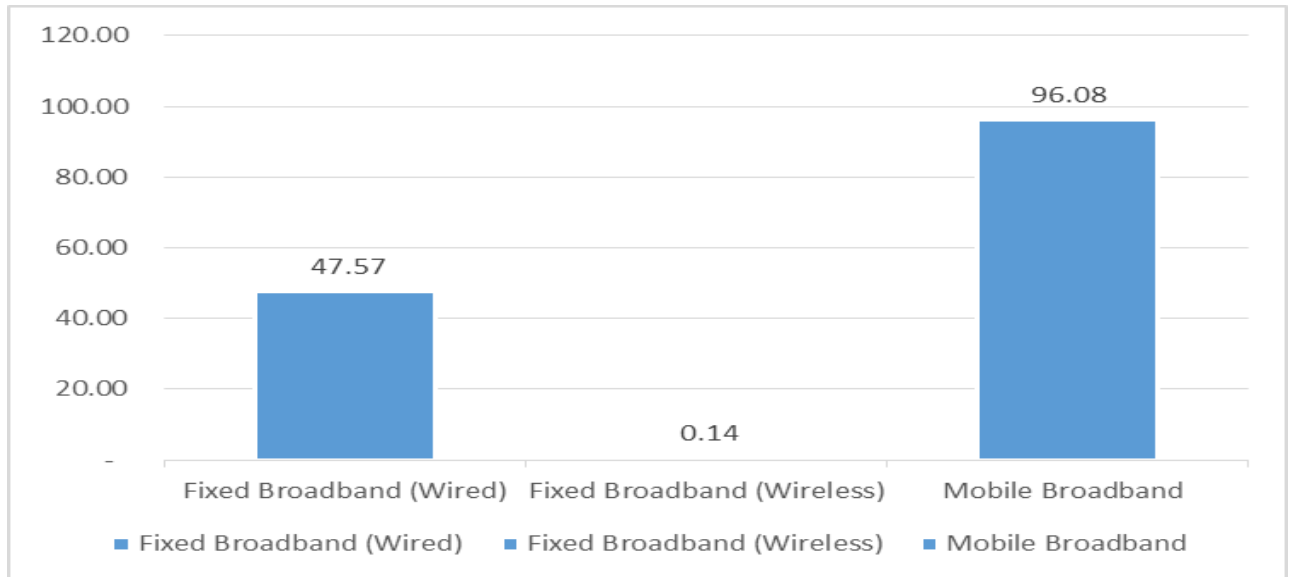
### 2.3 Market Proportion of Mobile Broadband Service (Based on Sim Subscription)

Operator	No.of Subscription	Market Proportion (%)
Nepal Telecom	20,252,678	71.96
Ncell Axiata	7,890,597	28.04
Total	28,143,275	100



## 2.4 Population Penetration of Broadband Service (Based on Subscription)

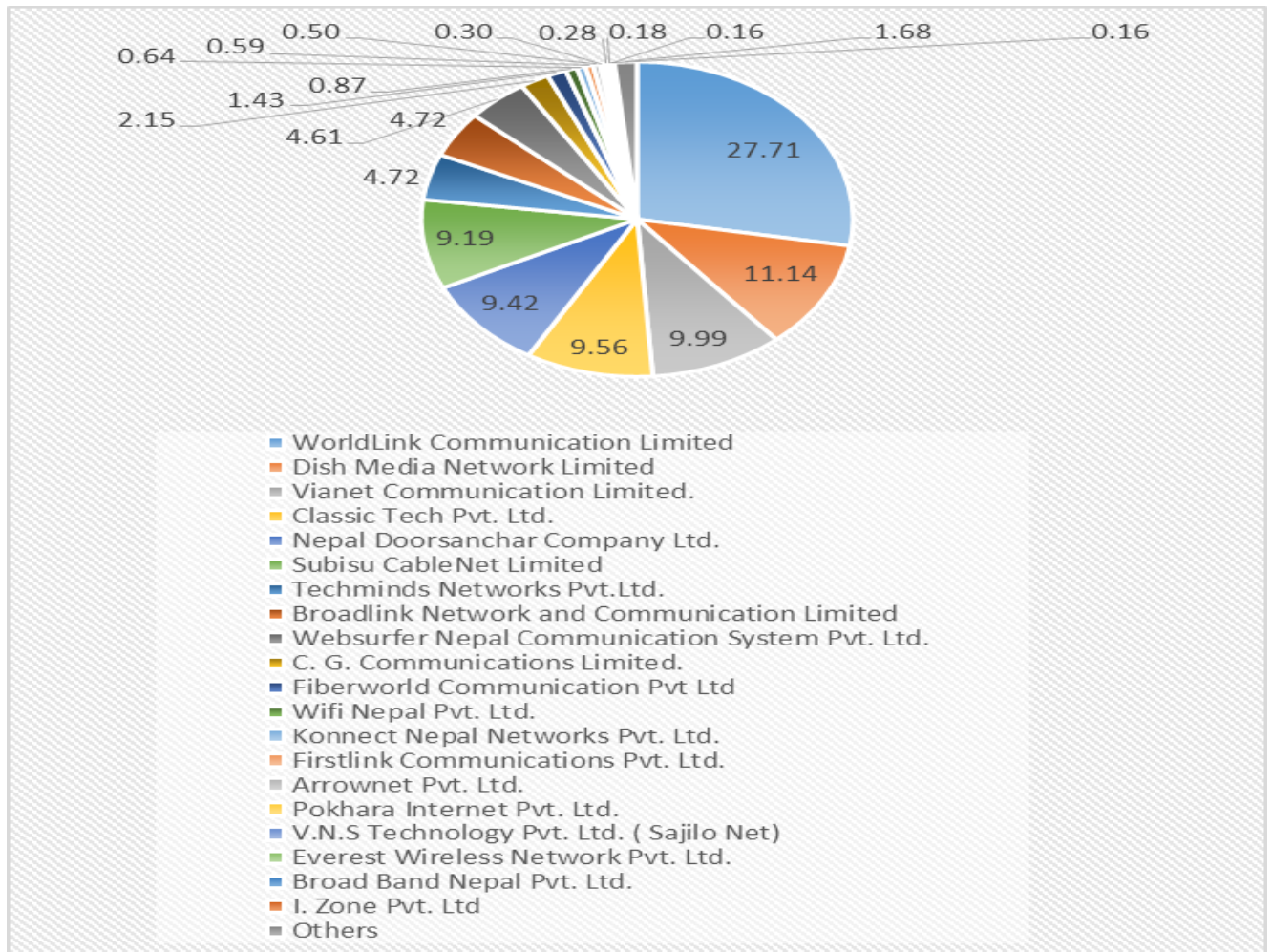
Broadband Services	Number of Subscription	Population Penetration(%)	
Fixed Broadband (Wired)	13933211.86	47.57	
Fixed Broadband (Wireless)	41388.27	0.14	
Mobile Broadband	28,143,275	96.08	
Total	42117875.13	143.79	



## 2.5 List of Top Twenty Internet Service Providers ( Based on Number of Subscribers-Fixed Internet Services)

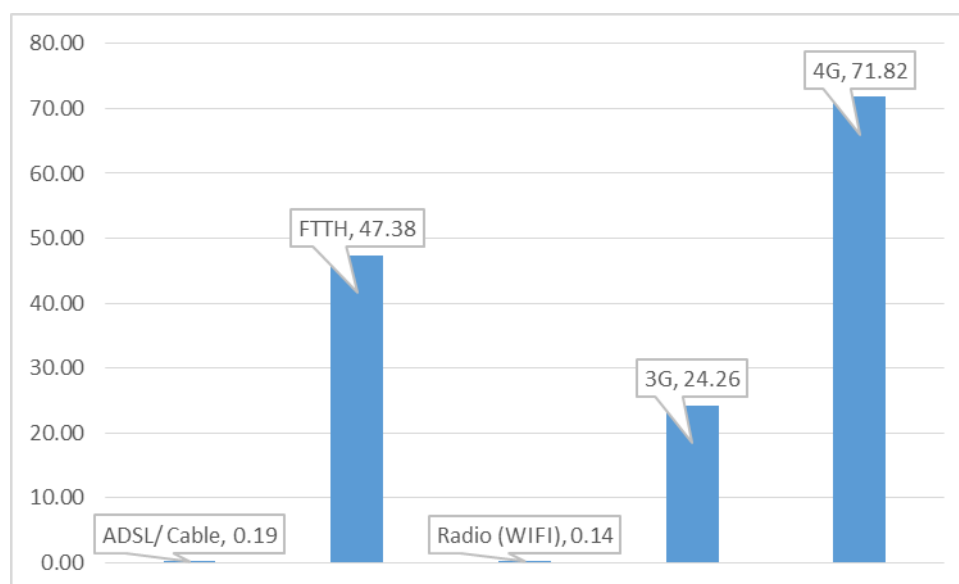
S. N.	Operator	Wireless	ADSL/ Cable	Fiber	Total	Market Share in %
1	WorldLink Communication Limited	524	17	885563	886104	27.71
2	Dish Media Network Limited	0	0	356178	356178	11.14
3	Vianet Communication Limited.	0	0	319398	319398	9.99
4	Classic Tech Pvt. Ltd.	703	0	304986	305689	9.56
5	Nepal Doorsanchar Company Ltd.	0	12434	288677	301111	9.42
6	Subisu CableNet Limited	2154	5	291752	293911	9.19
7	Techminds Networks Pvt.Ltd.	1219	0	149797	151016	4.72
8	Broadlink Network and Communication Limited	535	0	150274	150809	4.72
9	Websurfer Nepal Communication System Pvt. Ltd.	2038	0	145409	147447	4.61
10	C. G. Communications Limited.	0	0	68892	68892	2.15
11	Fiberworld Communication Pvt Ltd	0	0	45875	45875	1.43
12	Wifi Nepal Pvt. Ltd.	0	0	27758	27758	0.87
13	Konnect Nepal Networks Pvt. Ltd.	0	0	20333	20333	0.64
14	Firstlink Communications Pvt. Ltd.	0	0	18901	18901	0.59
15	Arrownet Pvt. Ltd.	70	0	15770	15840	0.50
16	Pokhara Internet Pvt. Ltd.	178	0	9490	9668	0.30
17	V.N.S Technology Pvt. Ltd. ( Sajilo Net)	0	0	9105	9105	0.28
18	Everest Wireless Network Pvt. Ltd.	1169	0	4698	5867	0.18
19	Broad Band Nepal Pvt. Ltd.	0	0	5094	5094	0.16
20	I. Zone Pvt. Ltd	0	0	5080	5080	0.16
21	Others	881	4	52888	53773	1.68
<b>Total</b>		9471	12460	3175918	3197849	100

## 2.6 Market proportion of Fixed Broadband service (Operator-wise)



## 2.7 Technology used in Broadband Service

Technology	Number of user	Population Penetration Proportion (%)
ADSL/ Cable	54,450	0.19
FTTH	13,878,762	47.38
Radio (WIFI)	41,388	0.14
3G	7,106,366	24.26
4G	21,036,909	71.82
<b>Total</b>	<b>42117875</b>	<b>143.79</b>



### **Contact:**

Nepal Telecommunications Authority

Jamal, Kathmandu

Phone No.: +977-1-5355474

Fax No.: +977-1-5355250

E-mail: [info@nta.gov.np](mailto:info@nta.gov.np), [ntra@nta.gov.np](mailto:ntra@nta.gov.np)